

# Using the ONCOScore package

**Luca De Sano<sup>1</sup>, Carlo Gambacorti Passerini<sup>2</sup>, Rocco Piazza<sup>2</sup>, Daniele Ramazzotti<sup>1,3</sup>, and Roberta Spinelli<sup>2</sup>**

<sup>1</sup>Dipartimento di Informatica Sistemistica e Comunicazione, Università degli Studi Milano Bicocca Milano, Italy.

<sup>2</sup>Dipartimento di Medicina e Chirurgia, Università degli Studi Milano Bicocca Milano, Italy.

<sup>3</sup>Stanford University, Stanford, California, USA

**October 26, 2021**

**Overview.** ONCOScore is a tool to measure the association of genes to cancer based on citation frequency in biomedical literature. The score is evaluated from PubMed literature by dynamically updatable web queries.

*In this vignette, we give an overview of the package by presenting some of its main functions.*

Acronym	Extended name	Reference
OncoScore	OncoScore: a novel, Internet-based tool to assess the oncogenic potential of genes	<a href="#">Publication.</a>

The ONCOScore analysis consists of two parts. One can estimate a score to assess the oncogenic potential of a set of genes, given the literature knowledge, at the time of the analysis, or one can study the trend of such score over time.

We next present the two analysis and we conclude with showing the capabilities of the tool to visualize the results.

**Requirements.** First we load the library.

```
library(OncoScore)
```

**OncoScore analysis.** The query that we show next retrieves from PubMed the citations, at the time of the query, for a list of genes in cancer related and in all the documents.

## Using the OncoScore package

```
query = perform.query(c("ASXL1", "IDH1", "IDH2", "SETBP1", "TET2"))
```

```
### Starting the queries for the selected genes.
```

```
### Performing queries for cancer literature
Number of papers found in PubMed for ASXL1 was: 309
Number of papers found in PubMed for IDH1 was: 1450
Number of papers found in PubMed for IDH2 was: 557
Number of papers found in PubMed for SETBP1 was: 69
Number of papers found in PubMed for TET2 was: 560
```

```
### Performing queries for all the literature
Number of papers found in PubMed for ASXL1 was: 350
Number of papers found in PubMed for IDH1 was: 1581
Number of papers found in PubMed for IDH2 was: 648
Number of papers found in PubMed for SETBP1 was: 89
Number of papers found in PubMed for TET2 was: 717
```

OncoScore provides a function to merge gene names if requested by the user. This function is useful when there are aliases in the gene list.

```
combine.query.results(query, c('IDH1', 'IDH2'), 'new_gene')
```

	CitationsGene	CitationsGeneInCancer
## ASXL1	350	309
## SETBP1	89	69
## TET2	717	560
## new_gene	2229	2007

OncoScore also provides a function to retrieve the names of the genes in a given portion of a chromosome that can be exploited if we are dealing, e.g., with copy number alterations hitting regions rather than specific genes.

```
chr13 = get.genes.from.biomart(chromosome=13, start=54700000, end=72800000)
head(chr13)
```

```
[1] "LINC00374" "RNA5SP30" "RNU7-87P" "HNF4GP1" "RN7SL375P" "BORA"
```

Furthermore, one can also automatically perform the OncoScore analysis on chromosomal regions as follows:

```
result = compute.oncoscore.from.region(10, 100000, 500000)
```

```
### Performing query on BioMart
### Performing web query on: RNA5SP297 RNA5SP298 RN7SL754P ZMYND11 DIP2C
### Starting the queries for the selected genes.
```

```
### Performing queries for cancer literature
Number of papers found in PubMed for RNA5SP297 was: -1
Number of papers found in PubMed for RNA5SP298 was: -1
Number of papers found in PubMed for RN7SL754P was: -1
Number of papers found in PubMed for ZMYND11 was: 27
Number of papers found in PubMed for DIP2C was: 1
```

## Using the ONCOScore package

```
### Performing queries for all the literature
Number of papers found in PubMed for RNA5SP297 was: -1
Number of papers found in PubMed for RNA5SP298 was: -1
Number of papers found in PubMed for RN7SL754P was: -1
Number of papers found in PubMed for ZMYND11 was: 45
Number of papers found in PubMed for DIP2C was: 3
### Processing data
### Computing frequencies scores
### Estimating oncogenes
### Results:
RNA5SP297 -> 0
RNA5SP298 -> 0
RN7SL754P -> 0
ZMYND11 -> 49.07473
DIP2C -> 12.30234
```

We now compute a score for each of the genes, to estimate their oncogenic potential.

```
result = compute.oncoscore(query)

## ### Processing data
## ### Computing frequencies scores
## ### Estimating oncogenes
## ### Results:
## ASXL1 -> 77.8392
## IDH1 -> 83.08351
## IDH2 -> 76.75356
## SETBP1 -> 65.556
## TET2 -> 69.86954
```

**OncoScore timeline analysis.** The query that we show next retrieves from PubMed the citations, at specified time points, for a list of genes in cancer related and in all the documents.

```
query.timepoints = perform.query.timeseries(c("ASXL1", "IDH1", "IDH2", "SETBP1", "TET2"),
      c("2012/03/01", "2013/03/01", "2014/03/01", "2015/03/01", "2016/03/01"))
```

```
### Starting the queries for the selected genes.
### Querying PubMed for timepoint 2012/03/01
### Performing queries for cancer literature
Number of papers found in PubMed for ASXL1 was: 83
Number of papers found in PubMed for IDH1 was: 408
Number of papers found in PubMed for IDH2 was: 172
Number of papers found in PubMed for SETBP1 was: 5
Number of papers found in PubMed for TET2 was: 169
### Performing queries for all the literature
Number of papers found in PubMed for ASXL1 was: 91
Number of papers found in PubMed for IDH1 was: 488
Number of papers found in PubMed for IDH2 was: 234
Number of papers found in PubMed for SETBP1 was: 10
Number of papers found in PubMed for TET2 was: 196
### Querying PubMed for timepoint 2013/03/01
### Performing queries for cancer literature
```

## Using the ONCOSCORE package

```
Number of papers found in PubMed for ASXL1 was: 132
Number of papers found in PubMed for IDH1 was: 662
Number of papers found in PubMed for IDH2 was: 267
Number of papers found in PubMed for SETBP1 was: 11
Number of papers found in PubMed for TET2 was: 254
### Performing queries for all the literature
Number of papers found in PubMed for ASXL1 was: 149
Number of papers found in PubMed for IDH1 was: 753
Number of papers found in PubMed for IDH2 was: 336
Number of papers found in PubMed for SETBP1 was: 18
Number of papers found in PubMed for TET2 was: 302
### Querying PubMed for timepoint 2014/03/01
### Performing queries for cancer literature
Number of papers found in PubMed for ASXL1 was: 185
Number of papers found in PubMed for IDH1 was: 903
Number of papers found in PubMed for IDH2 was: 364
Number of papers found in PubMed for SETBP1 was: 29
Number of papers found in PubMed for TET2 was: 342
### Performing queries for all the literature
Number of papers found in PubMed for ASXL1 was: 208
Number of papers found in PubMed for IDH1 was: 1002
Number of papers found in PubMed for IDH2 was: 439
Number of papers found in PubMed for SETBP1 was: 36
Number of papers found in PubMed for TET2 was: 430
### Querying PubMed for timepoint 2015/03/01
### Performing queries for cancer literature
Number of papers found in PubMed for ASXL1 was: 250
Number of papers found in PubMed for IDH1 was: 1188
Number of papers found in PubMed for IDH2 was: 467
Number of papers found in PubMed for SETBP1 was: 49
Number of papers found in PubMed for TET2 was: 452
### Performing queries for all the literature
Number of papers found in PubMed for ASXL1 was: 283
Number of papers found in PubMed for IDH1 was: 1300
Number of papers found in PubMed for IDH2 was: 550
Number of papers found in PubMed for SETBP1 was: 64
Number of papers found in PubMed for TET2 was: 576
### Querying PubMed for timepoint 2016/03/01
### Performing queries for cancer literature
Number of papers found in PubMed for ASXL1 was: 309
Number of papers found in PubMed for IDH1 was: 1446
Number of papers found in PubMed for IDH2 was: 557
Number of papers found in PubMed for SETBP1 was: 69
Number of papers found in PubMed for TET2 was: 558
### Performing queries for all the literature
Number of papers found in PubMed for ASXL1 was: 350
Number of papers found in PubMed for IDH1 was: 1576
Number of papers found in PubMed for IDH2 was: 648
Number of papers found in PubMed for SETBP1 was: 89
Number of papers found in PubMed for TET2 was: 715
```

## Using the ONCOScore package

We now compute a score for each of the genes, to estimate their oncogenic potential at specified time points.

```
result.timeseries = compute.oncoscore.timeseries(query.timepoints)

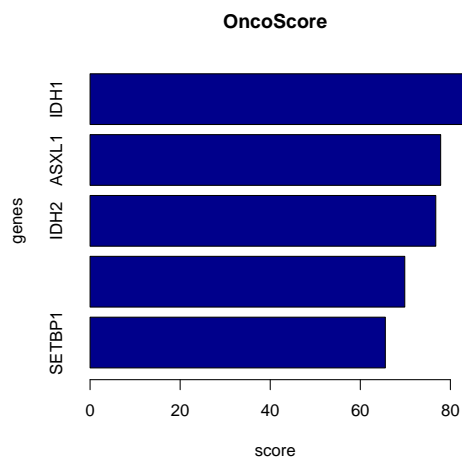
## ### Computing oncoscore for timepoint 2012/03/01
## ### Processing data
## ### Computing frequencies scores
## ### Estimating oncogenes
## ### Results:
##   ASXL1 -> 77.19348
##   IDH1  -> 74.24489
##   IDH2  -> 64.1649
##   SETBP1 -> 34.9485
##   TET2  -> 74.90108
## ### Computing oncoscore for timepoint 2013/03/01
## ### Processing data
## ### Computing frequencies scores
## ### Estimating oncogenes
## ### Results:
##   ASXL1 -> 76.31902
##   IDH1  -> 78.71551
##   IDH2  -> 69.99559
##   SETBP1 -> 46.4559
##   TET2  -> 73.89695
## ### Computing oncoscore for timepoint 2014/03/01
## ### Processing data
## ### Computing frequencies scores
## ### Estimating oncogenes
## ### Results:
##   ASXL1 -> 77.39202
##   IDH1  -> 81.07946
##   IDH2  -> 73.46995
##   SETBP1 -> 64.97398
##   TET2  -> 70.44331
## ### Computing oncoscore for timepoint 2015/03/01
## ### Processing data
## ### Computing frequencies scores
## ### Estimating oncogenes
## ### Results:
##   ASXL1 -> 77.49295
##   IDH1  -> 82.55032
##   IDH2  -> 75.58179
##   SETBP1 -> 63.80208
##   TET2  -> 69.91466
## ### Computing oncoscore for timepoint 2016/03/01
## ### Processing data
## ### Computing frequencies scores
## ### Estimating oncogenes
## ### Results:
##   ASXL1 -> 77.8392
##   IDH1  -> 83.11346
```

## Using the ONCOScore package

```
## IDH2 -> 76.75356  
## SETBP1 -> 65.556  
## TET2 -> 69.81125
```

**Visualization of the results.** We next plot the scores measuring the oncogenetic potential of the considered genes as a barplot.

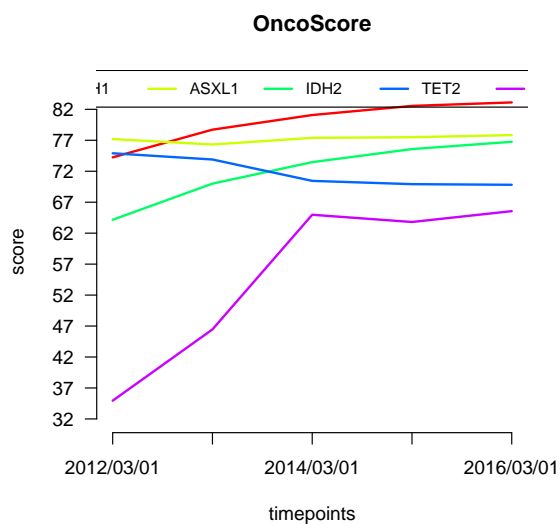
```
plot.oncoscore(result, col = 'darkblue')
```



**Figure 1:** Oncogenetic potential of the considered genes.

We finally plot the trend of the scores over the considered times as absolute and values and as variations.

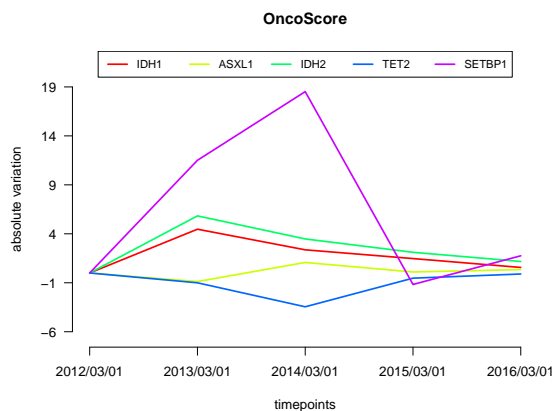
```
plot.oncoscore.timeseries(result.timeseries)
```



**Figure 2:** Absolute values of the oncogenetic potential of the considered genes over times.

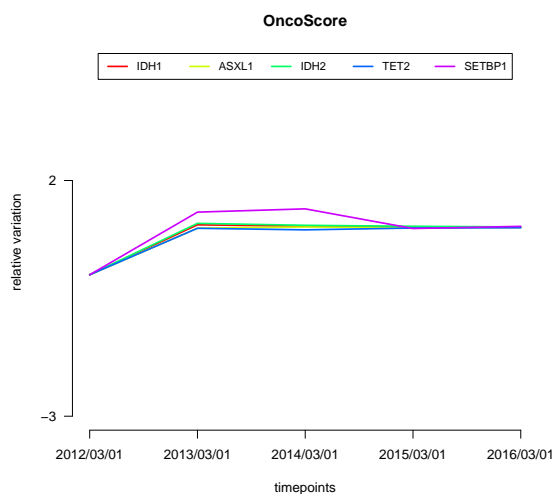
## Using the ONCOScore package

```
plot.oncoscore.timeseries(result.timeseries,  
  incremental = TRUE,  
  ylab='absolute variation')
```



**Figure 3:** Variations of the oncogenetic potential of the considered genes over times.

```
plot.oncoscore.timeseries(result.timeseries,  
  incremental = TRUE,  
  relative = TRUE,  
  ylab='relative variation')
```



**Figure 4:** Variations as relative values of the oncogenetic potential of the considered genes over times.

### sessionInfo()

- R version 4.1.1 (2021-08-10), x86\_64-w64-mingw32
- Locale: LC\_COLLATE=C, LC\_CTYPE=English\_United States.1252, LC\_MONETARY=English\_United States.1252, LC\_NUMERIC=C, LC\_TIME=English\_United States.1252
- Running under: Windows Server x64 (build 17763)

## Using the ONCOScore package

- Matrix products: default
- Base packages: base, datasets, grDevices, graphics, methods, stats, utils
- Other packages: OncoScore 1.22.0
- Loaded via a namespace (and not attached): AnnotationDbi 1.56.0, Biobase 2.54.0, BiocFileCache 2.2.0, BiocGenerics 0.40.0, BiocManager 1.30.16, BiocStyle 2.22.0, Biostrings 2.62.0, DBI 1.1.1, GenomeInfoDb 1.30.0, GenomeInfoDbData 1.2.7, IRanges 2.28.0, KEGGREST 1.34.0, R6 2.5.1, RCurl 1.98-1.5, RSQLite 2.2.8, Rcpp 1.0.7, S4Vectors 0.32.0, XML 3.99-0.8, XVector 0.34.0, assertthat 0.2.1, biomaRt 2.50.0, bit 4.0.4, bit64 4.0.5, bitops 1.0-7, blob 1.2.2, cachem 1.0.6, compiler 4.1.1, crayon 1.4.1, curl 4.3.2, dbplyr 2.1.1, digest 0.6.28, dplyr 1.0.7, ellipsis 0.3.2, evaluate 0.14, fansi 0.5.0, fastmap 1.1.0, filelock 1.0.2, generics 0.1.1, glue 1.4.2, highr 0.9, hms 1.1.1, htmltools 0.5.2, httr 1.4.2, knitr 1.36, lifecycle 1.0.1, magrittr 2.0.1, memoise 2.0.0, pillar 1.6.4, pkgconfig 2.0.3, png 0.1-7, prettyunits 1.1.1, progress 1.2.2, purrr 0.3.4, rappdirs 0.3.3, rlang 0.4.12, rmarkdown 2.11, stats4 4.1.1, stringi 1.7.5, stringr 1.4.0, tibble 3.1.5, tidyselect 1.1.1, tools 4.1.1, utf8 1.2.2, vctrs 0.3.8, xfun 0.27, xml2 1.3.2, yaml 2.2.1, zlibbioc 1.40.0